



1) Which is bigger, 35% or 0.6?

0.6

2) What percentage is shaded?



93%

3) Work out $3\frac{4}{5} - 2\frac{3}{10}$ $1\frac{5}{10}$ or $1\frac{1}{2}$

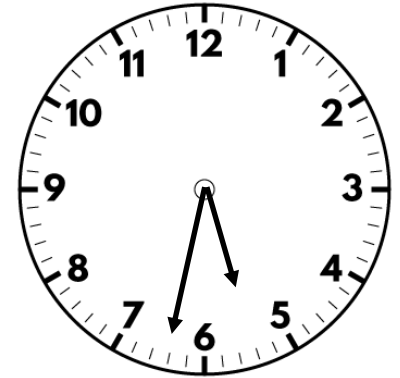
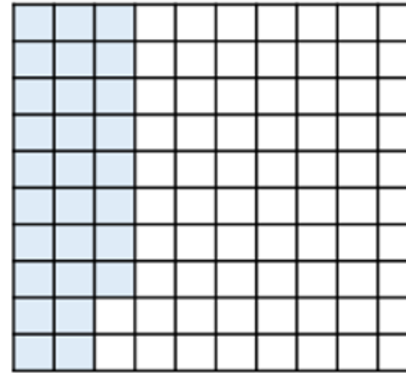
4) Divide 2,496 by 8

312

1) Work out 50% of 80 kg

40 kg

2) What percentage is shaded?



28%

3) Work out $1 - \frac{5}{8}$

$\frac{3}{8}$

4) Change 3.5 m to cm

350 cm

Flashback 4

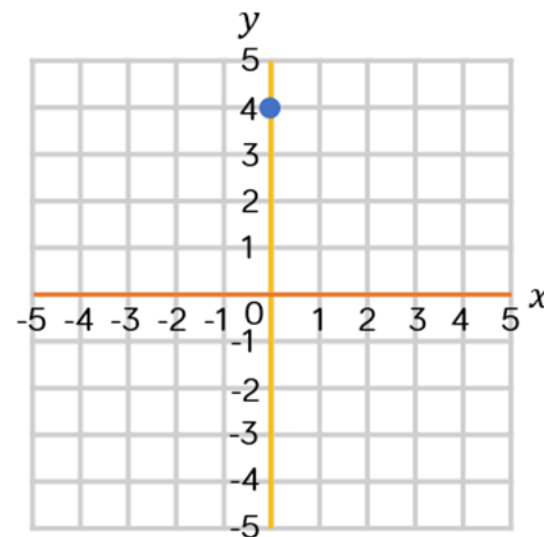

Year 6 | Week 4 | Day 3

1) Work out 25% of £20 £5

2) Write 0.7 as a percentage 70%


3) What are the coordinates of the point?
 (0, 4)

4) Work out 5.3×7 37.1



Flashback 4

Year 6 | Week 4 | Day 4



1) Work out 10% of 160

16

2) Write 65% as a decimal.

0.65

3) Simplify $\frac{25}{30}$


$\frac{5}{6}$

4) The sides of a square are 7 cm.
Work out the area of the square.

49 cm^2

Flashback 4

Year 6 | Week 4 | Day 5



1) Work out 20% of 90 **18**

2) Write three-quarters as a percentage. **75%**

3) Work out $2\frac{1}{2} + 3\frac{3}{4}$ **$6\frac{1}{4}$**

4) Subtract 264 from 1,000 **736**